

STL4 SERIES OUTDOOR LIGHTING

STL4-50-150W-30K

STL4-50-150W-50K

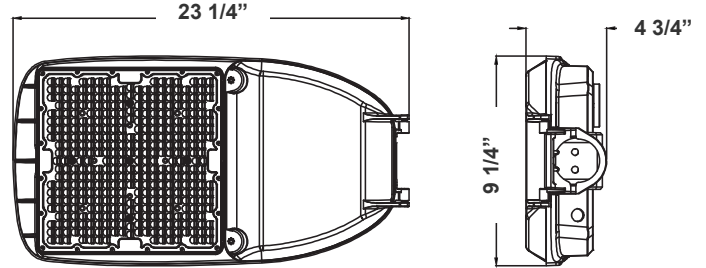
MP Multi Power/Wattage (Selectable)

Customer Name: _____

Project Name: _____

Note: _____

Type: _____



This outdoor lighting is ideal for general site lighting, street, roadway, alleys, loading docks, doorway, pathway, and parking areas

9 1/4"(H) x 23 1/4"(W) x 4 3/4"(D)

Features

- Light Grey Finish
- With NEMA twist-lock Photocell Socket (Shorting Cap included)
- 7-Year Warranty
- Outdoor Light

Technical Specifications

Electrical:

- Voltage: 120-277V; 60Hz AC
- Power Factor: >0.95
- Wattage: 50W/80W/100W/150W
- Efficacy: 140LM/W

Mechanical:

- Die-cast Aluminum with Powder Coat Finish (Light Grey)
- Cord Type: 40" SJTW 18/3 AWG Cable
- With 2-15/16" Diameter Pole Entry with Adapter Bracket Inside for Smaller Pole Diameters
- Maximum Ambient Temperature: 104°F
- IP Rating: IP65, Suitable For Wet Location
- 7-Year Warranty

Lighting:

- MP: Multi-Power Switch Is Located On The Back Of The Fixture
- Lens Type: Optical TYPE III Lens, High Light Transmittance PC, Anti-UV and Flame Resistant
- Dimming: 0-10 Dimming
- Driver Located in Isolated Compartment for Improved Thermal Management
- Total Lumens: 21000LM Max.
- Color Temperatures: 3000K/5000K
- Color Rendering Index: CRI ≥ 70
- Rated Life: 70,000 hrs

Applications:

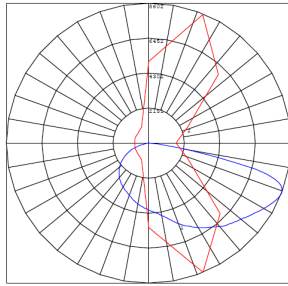
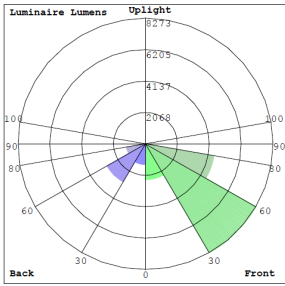
- Ideal for general site lighting, street, roadway, alleys, loading docks, doorway, pathway and parking areas

Other Models:

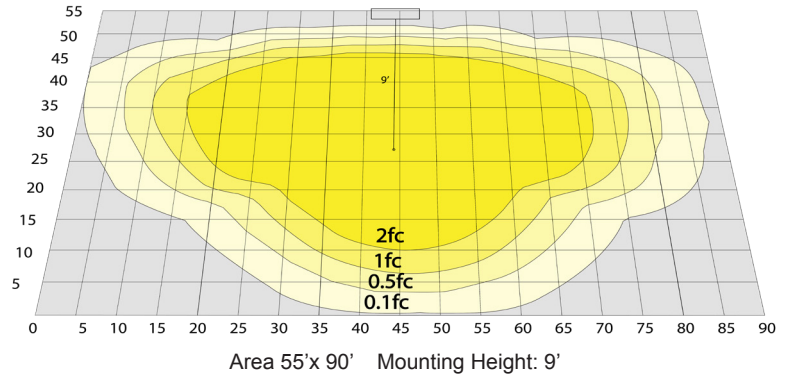
- 50W | 7250LM | STL4-15-50W-30K
- 100W | 14500LM | STL4-30-100W-30K
- 50W | 7250LM | STL4-15-50W-50K
- 100W | 14500LM | STL4-30-100W-50K



Photometrics: STL4-50-150W



BUG Rating: B3-U0-G3



Other Views:



Side View
(Shown With Slip Fitter)



Front View
(Shown With Slip Fitter)



Back View
(Shown With Slip Fitter)

Performance Table: STL4-50-150W

MODEL NO.	Wattage	Voltage	Lumens	Color Temp.	BUG Rating	LPW
STL4-50-150W-30K	50W 80W 100W	120-277V	7000LM 1120LM 14000LM	3000K	B3-U0-G3	140
STL4-50-150W-50K	150W		21000LM	5000K		

Sample Ordering

Model Min. Watt Max. Watt Color Temp.

STL4 - 50 - 150W -

30K = 3000K
50K = 5000K

Accessories:

Blank = No Option For Accessories
PC-TWIST = 1800W TUNGSTEN TWIST LOCK PHOTOCELL
STL4-SF = SLIP FITTER FOR POLES UP TO 2-3/4" O.D

Factory-Installed Options

Blank = No Option
OPT-STL-SH-CW = Half shroud option
OPT-STL-SH-FG = Full glare shroud option

ACCESSORIES:



PC-TWIST
1800W TUNGSTEN TWIST LOCK
PHOTOCELL



STL4-SF
SLIP FITTER FOR POLES UP TO
2-3/4" O.D

FACTORY-INSTALLED OPTION:



OPT-STL-SH-CW
HALF SHROUD OPTION



OPT-STL-SH-FG
FULL-GLARE SHROUD OPTION

